

DO YOU OR SOMEONE YOU KNOW SMOKE? LET US TAKE A LOOK AT YOUR LUNGS.

Early detection is the main factor in lung cancer survival. Let us take a look and catch any issues in the early stages. If it is caught early, there is a 92% chance of survival but if caught later, there is only a 15% survival rate.

92%

CT lung screenings save lives.

When checking the effects that smoking has had on your lungs, chest x-rays **ALONE** aren't enough. Annual CT lung screenings reduce lung cancer related deaths by 20%.²


This scan only takes a few seconds, so talk to your doctor today or visit bit.ly/1RRJ757.




Early Detection

15%

Late Stages



Survival Rates



Our services include:

- Bone Densitometry (DEXA) ■ Breast Ultrasound
- Computed Tomography (CT) ■ Cryoablation ■ Fluoroscopy
- Image-Guided Breast Biopsy ■ Interventional Radiology
- Magnetic Resonance Imaging (MRI) ■ 4D Breast MRI
- Musculoskeletal Imaging (MSK) ■ Nuclear Imaging and Therapy
- Nuclear Medicine ■ PET/CT ■ UltimateMamm®
- Vascular Imaging ■ X-Ray



REGIONAL MEDICAL IMAGING

Clearly. Better. Choice.

rmipc.net

Genesee Area ■ (810) 732-1919

Lapeer Area ■ (810) 969-4700

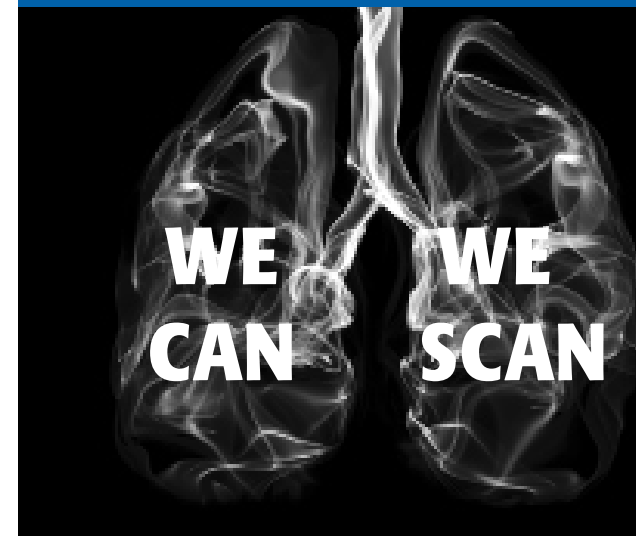
Novi Area ■ (248) 536-0410

Royal Oak Area ■ (248) 543-7226

Lennon Rd, Flint ■ Villa Linde Pkwy, Flint ■ Fenton
Grand Blanc ■ Davison ■ Lapeer ■ Novi ■ Royal Oak



CAN YOU SEE HOW SMOKING HAS AFFECTED YOUR LUNGS?



ASK YOUR DOCTOR ABOUT OUR CT LUNG SCREENING

UTILIZING A SPECIFIED LOW-DOSE PROTOCOL



CT LUNG CANCER SCREENING ELIGIBILITY:

- **55-76 YEARS OF AGE**
- **CURRENT SMOKER OR QUIT SMOKING WITHIN THE LAST 15 YEARS**
- **HAVE SMOKED AT LEAST 30 PACK YEARS***
- **HAVE NOT HAD LUNG CANCER BEFORE & HAVE NO LUNG CANCER SYMPTOMS**



If you or someone you know are a smoker, you're at risk. Why not find out for certain?

Medicare and most insurance companies provide annual Lung Screenings without co-pay for eligible patients. If you have no insurance, RMI offers an affordable cash pay option. To see if you qualify, visit bit.ly/1RRJ757 today. To calculate your pack years, visit smokingpackyears.com.

* 1 pack-year = smoking one pack (20 cigarettes) per day for 1 year.

If you meet the Screening Eligibility, You NEED a CT Lung Screening.


The facts are clear. **Your risk for lung cancer is 25% higher than someone who never smoked.**

Can You Beat The Odds? NO!

87% of lung cancer is caused by smoking; the rest is due to environmental factors. Lung cancer is usually found after it has spread and has caused symptoms – by then it is too late! It's the second-most prevalent cancer, causing

1 in 3 deaths

across all ethnic groups and more deaths than the next three deadliest cancers (breast, prostate, colon) combined.



Early Diagnosis with a CT Lung Screening is Critical.

CT lung screening is the **ONLY** proven & effective way to screen.

Chest X-Rays

Chest x-rays are 2D images of limited sensitivity – tumors less than ½ inch are often missed.



Anything smaller than a Marble can be missed by a Chest x-ray!

CT Scan

CT scans take x-rays in a spiral pattern to make a 3D image of your lungs. It can spot nodules as small as a grain of rice or a flea – much smaller than chest x-rays.

2.5 mm



Anything larger than a flea can be detected by the CT Scan!

CT Lung Screening: Fast, Affordable, Safe

- Chest x-rays **ALONE** aren't enough
- Low-dose x-rays limit exposure, no injections or meds
- Cash pay option costs less than a month of smoking
- No need to fast before exam, which takes less than 30 second

30 Seconds Exams



Call (810) 732-1919 today for a CT lung screening exam.

Sources: ¹ Lung Cancer Alliance.; ² Centers for Disease Control.; ³ National Cancer Institute "NLST Fast Facts" at <http://www.cancer.gov/news-events/press-releases/2011/NLSTFastFacts>
For additional lung cancer statistics for Genesee County, please visit: <http://bit.ly/1D5NErC>